

SEMPRA 3.0 PRO-LIB

Installation and playing instructions

SONG list
DirkJan
Ranzijn

Stage,
Screen &
Evergreen II



SONG list DirkJan Ranzijn „Stage, Screen & Evergreen II“ for SEMPRA 3.0 Pro-Lib instruments
Installation and playing instructions

Version 1.0, 27.05.2025
Art.-No. 42667AE

The information contained in this documentation may be changed without announcement and are subject to change without notice by Keyswerk Musikelektronik GmbH & Co. KG does not represent an obligation.

The description contains the current state of information at the time of going to press.

Changes of technical details compared to the descriptions, the information and illustrations in this manual are subject to change without notice.

Keyswerk Musikelektronik GmbH assumes no liability for program errors and for incorrect information in the documentation and its consequences.

© Keyswerk 2025
All rights reserved

Responsible for the content of this website
KEYSWERK Music Electronic GmbH
Sülbecker Str. 20-22
31688 Nienstädt
Germany
Phone: 05722 - 905088
Fax: 05722 - 287555
Internet <http://www.boehm-organs.com>
E-mail info@boehm-organs.com

Content

General	4
Installation	4
How to find the SONG list Stage, Screen & Evergreen II	6
Overview SONG list DirkJan Ranzijn - Stage, Screen & Evergreen II.....	7

General

Playing like the professionals - no problem with the innovative and so easy to master BÖHM SEMPRA organs and keyboards.

DirkJan Ranzijn continues his popular series of registration suggestions, which began with the first episode of the "Stage Screen and Evergreen" SONG lists. Once again, he has impressively arranged 32 SONGs, each with 6 registrations. The anniversary update "30 Years of DirkJan Ranzijn with Böhm on Stage" (item no. 42630) should also be installed on your SEMPRA 3.0 so that all presets in this SONG list can be played in full.

DirkJan's unique style of playing cheerful yet highly melodic pieces is immediately recognizable in these registrations. This software includes 32 SONGs from DirkJan Ranzijn's concert program, each with 6 SONG presets. In total, you will find 192 lovingly created registrations for your SEMPRA with 3.0 Pro-Lib equipment in this SONG list.

The SONGs from this second SONG list, Stage Screen and Evergreen, can also be found in the Firm SONG bank 24 (bank 124) after installation. They occupy positions 33–64, while positions 1–32 are reserved for the SONG list Stage Screen and Evergreen 1.

Installation

You will receive the data of the SONG list Stage, Screen & Evergreen II as an installation file on the factory data stick belonging to your SEMPRA, or, in the case of subsequent purchase of the software, if necessary as an archive file by e-mail. In this case, save the archive file sent to you on your PC on the factory data stick as described in the main SEMPRA manual.

Then insert the stick into the SEMPRA. The display reports that the archive file has been found and asks whether it should be unpacked. Confirm the query with [Enter].



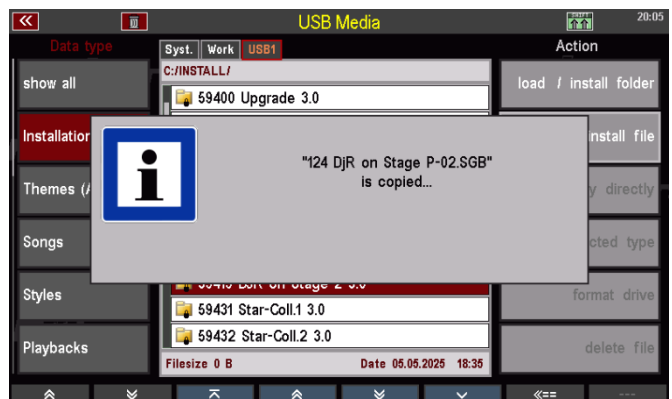
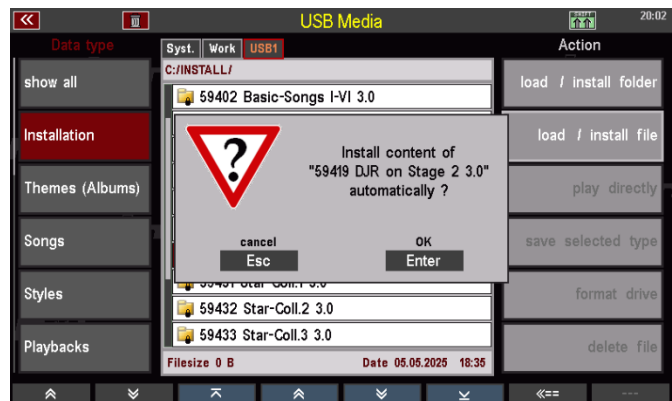
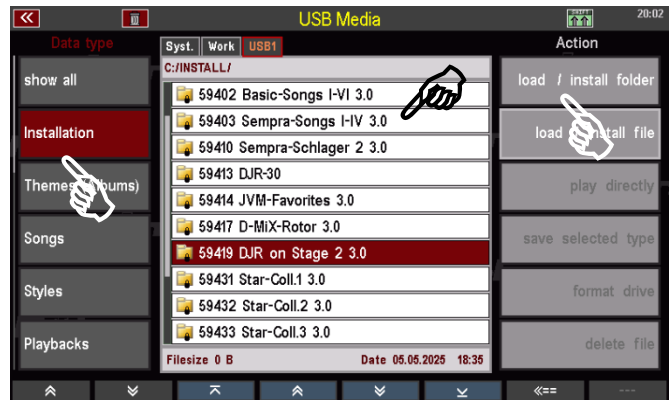
The installation data is now available on the stick and can be installed as described below. **But first a tip:** Delete the archive file again from your factory data stick after installing the data. Otherwise, the display will always ask whether the file should be unpacked when you insert the stick into the organ, since archive files are automatically recognized. The unpacking has now already been done and the archive file can thus be deleted from the stick, it is no longer needed.

But now to the actual installation:

Attention: Like all factory data and other additional software packages, the SONG List Stage, Screen & Evergreen II is installed **account-specific**. If you want to use the SONG List in multiple user accounts, you have to perform the installation separately for each of these accounts once.

We assume that the installation data is now on your factory data stick and the stick is inserted in the SEMPRA:

- Enter the USB menu and tap the **Installation** data type on the left. The list with the installation files is displayed.
- Place the cursor on the **5419 DjR on stage 2** folder and tap **Load/Install folder** on the right.
- The display asks if you really want to install the data. Confirm with **[Enter]**.
- The SONG bank will now be installed. Afterwards you can remove the stick again.



This completes the installation of the SONG list **Stage, Screen & Evergreen**. The new data can now be used for playing.

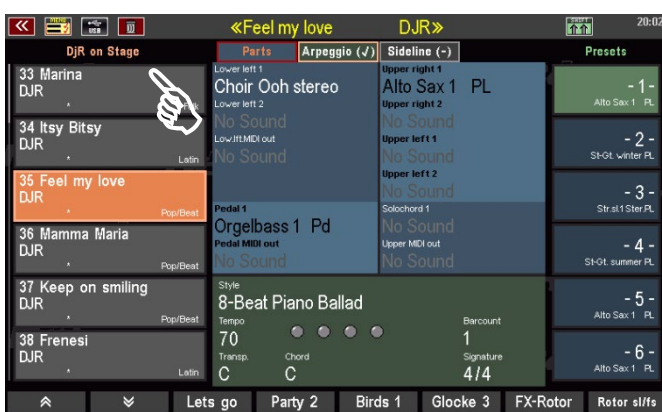
How to find the SONG list Stage, Screen & Evergreen II

The SONG list occupies the **Firm SONG bank 24**. It is labeled "**DjR on stage**" in the bank list in the display. You can call up and select this SONG bank if you activate the SONG filter button **[Bank]** to the left of the display and (after tapping the button again) select the bank "DjR on stage" from the list with the data wheel and confirm with **[Enter]**:



After selecting the bank, you can select the SONGS of the list in the display:

The SONGs from the first Stage, Screen and Evergreen set occupy positions 1 to 32 in SONG bank 24, if installed. The SONGs from the second set now installed occupy positions 33 to 64 in the bank (if necessary, activate the **[Shift] + F** button **[123]** to activate the numerical sorting of the SONG list in order to be able to select the SONGs in the sequence 1...64).



And now we and of course DirkJan Ranzijn wish you a lot of fun with the presets of the SONG list and making music with them on your SEMPRA!

Overview SONG list DirkJan Ranzijn - Stage, Screen & Evergreen II

Bank	Number	Name		Playing Tips
124	033	Marina	DJR	Rocco Granata's biggest hit. It comes with my own style I have chosen for a Shadow Guitar, and a Maria Gala Accordeon.
124	034	Itsy Bitsy	DJR	The official German title is 'Itsy bitsy teenie weeny Honolulu-strandbikini', made famous by Catarina Valente in Germany. In the middle of the original song, you can hear a kind of spoken text. I have created an alternative in preset 3, where I have taken the party effect sound and 'play' with some happy party sound effects to create the spoken word of the original song.
124	035	Feel My Love	DJR	With the tender Alto sax and the gentle St-Winter guitar 'Feel my Love' is one of the most romantic songs out of my concert repertoire. Normally I play it without any styles, but that requires some practicing and live pedal playing, therefore I have registered a subtle 8 beat ballad. Try to play the main theme with the sax and the middle piece with the Guitar.
124	036	Mamma Maria	DJR	This time the Italo-pop classic 'Mamma Maria' I have chosen for a modern style. The first 2 couplets I have used the portamento function in the pop synth what plays along with the real organ. To me, this is a typical 80's sound, but it maybe needs some practicing to create the effect.
124	037	Keep On Smiling	DJR	This is a typical Happy song which I love to play, specially now with my own style. The first two couplets played on preset 1 & 2, straight into the refrain on preset 3 I would suggest to play the song in the key G, then in the last bit try to go from G to the key B minor with the last refrain, and use preset 6 to give a full Happy sound.
124	038	Frenesi	DJR	Composed in 1939 Frenesi is a typical Latin Cha Cha. This piece includes my own style. The main theme can be played on preset 4, while the other parts of the piece can be played on preset 5 & 6. Of course you can play other Cha Cha's with the same presets. Think of 'Kiss me, Honey Honey, or 'Perhaps, perhaps)
124	039	Lugano	DJR	Lugano is again one of my own compositions, and the presets have been requested by many. Of course, I had to include them in my Anniversary Preset Package. Mainly played with a med. grand piano, whereby in the middle piece (in minor) the piano gets some help from the beautiful Cello-Violin, working its way up to the crescendo in preset 5.
124	040	Masquenada	DJR	Sérgio Mendes made this Latin American song famous in 1963. I play this song in a medium tempo Bossa. The sax in preset 1 plays the introduction, and it goes straight into the first couplet with preset 2. The middle piece is played in a kind of big band style, as you can see and hear in preset 4. Preset 5 & 6 leave some room to improvise.
124	041	C'est Si Bon	DJR	C'est si Bon is a very popular French song written in 1947. Of course I included the typical French Musette accordeon, but also the Jazz Tenor Sax, which makes an ideal French sound combination. Then later in the song the big band takes it over (preset 4) either with an improvisation or the main theme. Obviously, the presets can be used for other songs, maybe a medley of French songs like La Mer, Les feuilles mortes, and L' important, c'est la rose.
124	042	Cielito Lindo	DJR	Cielito Lindo is a Mexican folk song, that explains the many trumpet sounds I have used in the presets. In a couple of presets, the solo violin and string ensemble is playing along with the trumpets, as I wanted to create also a typical André Rieu sound.
124	043	Sweet Caroline	DJR	One of Neil Diamond's biggest hits.

I have registered this song as a big band piece, using the first 3 presets for the couplet, and preset 4 & 5 for the refrain, using the solo chord function to create a fuller sound.

124	044	Yellow Submarine	DJR	Another legendary Beatles song. Preset 1 is immediately the start of the couplet, leading into the party atmosphere refrain in preset.
124	045	Bostella	DJR	With this song I have tried to come close to the typical James Last sound. La Bostella makes a wonderful Latin American piece and therefore I have chosen a Samba as main style. For the users who don't know this song, it's of course possible to play other Latin American songs with the same registrations. For example: Brazil, El Cumbachero, etc...
124	046	Valencia	DJR	Composed in 1924, Valencia is more or less a Paso doble from origin, but soon made known as a 6/8 March piece (or tarantella).
124	047	J'taime Mon Amour	DJR	The German title is 'Wie viel Stunden hat die Nacht'. It was Claudia Jung & Richard Clayderman who made this song famous in the German speaking countries. Since a couple of years this song belongs to one of my most requested pieces in my repertoire. To create the typical Richard Clayderman sound I have chosen for the beautiful Grand med. Piano. The bridge of the song should be played with preset 6.
124	048	Michelle	DJR	Composed by Paul McCartney and John Lennon. For this song I have used the French musette for the main theme, and the big band for the middle piece of the song.
124	049	Tequila	DJR	The one and only 'Tequila' Of course played with the hard sax, and the middle piece with the Real organ sound (with BlockChord function).
124	050	San Antonio Rose	DJR	This song is a swing instrumental in a country style. I have used a mix of typical country style instruments like guitars, harmonica and solo violin.
124	051	Vaja Con Dios	DJR	This song I have always associated with the beaches of Hawaii, and therefore I have used the Hawaii Guitar for the couplet in preset 2, and for the refrain I have used the Hawaii guitar, mandoline and pedal Steele in preset 3. The bridge is played with the sax on preset 4. Preset 5 is another couplet and preset 6 is again the refrain.
124	052	Tequila Sunrise	DJR	The Eagles, one of the very best and popular pop/rock groups of all time. I have chosen one of the more romantic hits. Of course, I have chosen for the lovely 60th E Guitar to play the lead.
124	053	Eye Of The Tiger	DJR	This time a more modern piece. This song was the leading song from the film Rocky. Quite important is the intro of the piece, the accents are most important. To accentuate the intro, you might have to put a cymbal on the Semi Auto (of course, only when you play the pedals along with it).
124	054	Zaubermond	DJR	This Helene Fischer song was released in 2008. It's again a very romantic song. The first couplet you play with preset 1 & 2. Try to keep it subtle. The first refrain is of course preset 3, you can give it full crescendo. The bridge can be played with preset 4. Preset 5 is again the refrain. Preset 6 can be used for a subtle finish of the song.
124	055	Perfect	DJR	This song was a big hit for Ed Sheeran and often requested during my performances. Try to keep the romance in this song while playing. The sax should be played in a legato style, but don't forget to let the saxophone-player breath of course ;-).

124	056	That'll Be The Day	DJR	Composed in 1958, it was a big hit for Buddy Holly. The typical 50's sound I have tried to create by using the hard sax for the refrain and the E-clean Guitar for the couplets. The real organ in preset 4 is to improvise on the theme.
124	057	Soli	DJR	Another Italo-pop song, but then a bit more gentle. It was a big hit for the Italian singer Adriano Celentano. Also this song comes with my own style..
124	058	Sportpalast Polka James	DJR	The piece is of course known as "Wiener Praterleben". It was James Last who jazzed the piece up and made it into a polka. I have tried to create the typical James Last Sound.
124	059	Blue Suede Shoes	DJR	This song has been made famous by Elvis Presley in 1956. For the main theme I have chosen the Hard Sax, preset 4 is to improvise with the real organ. The Blockchord function is switched on, that means you can play chords with only one finger. Preset 5 is a typical Rock & Roll sound with the 60th E-Guitar playing either the melody or improvise on the theme.
124	060	Happy Amsterdam	DJR	This song is one of my own compositions. It has the happy feel when you walk through Amsterdam city centre. If you are not familiar with the song, you can listen to it on Spotify. With the beginning of the song playing in minor, later on the main theme goes into major. Try to play it lightly and happy.
124	061	Simply The Best	DJR	Tina Turner's biggest hit. Played with the lovely G-sax and a modern straight style, this song should be played more or less staccato.
124	062	Pobre Diablo	DJR	A typical Spanish song coming from Julio Iglesias. The intro can be played with preset 1 & 2 (Spanish Tango Accordeon). The first couplet played with preset 3 on the Shadow guitar, straight going into the middle piece played with the pan flute (preset 4).
124	063	Hard Days Night	DJR	This song was released in 1964. The first preset contains the typical intro guitar. When the song is played in C, the first intro-chord played on the guitar is Am7/11. Straight after, you go to preset 2 to start playing the song. I have chosen a lovely hard sax, to give it a typical 60's rock and roll effect. The middle piece is played on the real organ sound in preset 4.
124	064	Girls From Paramaribo	DJR	Composed by Berry Lipman this song is a typical instrumental "Schlager". I used a samba for this piece, intro played on preset 1 & 2 and refrain on preset 3 with the big brass (solo chord is also used in this preset).



Keyswerk Musikelektronik GmbH

Sülbecker Str. 20-22

31388 Nienstädt

Germany

Tel. (+49) 05722/90 50 88

Fax: (+49) 05722/287 555

Internet <http://www.boehm-organs.com>

E-mail info@boehm-organs.com