

Böhm
ORGELN | KEYBOARDS

SEMPRA 2.0

Installation and Playing Instructions



www.boehm-organs.com

Star Collection 1 – Style pack for SEMPRA 2.0 – Installation and playing instructions

Version 1.00, 08.01.2022

Art.-Nr. 42231AE

The information contained in this documentation may be changed without announcement and are subject to change without notice by Keyswerk Musikelektronik GmbH & Co. KG does not represent an obligation.

The description contains the current state of information at the time of going to press.

Changes of technical details compared to the descriptions, the information and illustrations in this manual are subject to change without notice.

Keyswerk Musikelektronik GmbH assumes no liability for program errors and for incorrect information in the documentation and its consequences.

© Keyswerk 2022

All rights reserved

Responsible for the content of this website

KEYSWERK Music Electronics GmbH

Warbersche Str. 32

31675 Bückeburg

Germany

Phone: 05722 - 905088

Fax: 05722 - 287555

Internet <http://www.keyswerk.de>

E-mail info@keyswerk.de

Content

General	4
Installation.....	4
How to find the data?.....	5
Overview Star Collection 1	8

General

We are pleased that you are expanding your SEMPRA 2.0 with the **Star Collection** software. Our artists have collected a lot of material. The packages **Star Collection 1** and **2** contain 32 styles each. For each Style there is a SONG with 4 Style-Basic registrations (One-Touch Presets).

These styles are generally very universal. Some of the Intro and Ending patterns for variations 3 and 4 are based on popular tunes. Some styles have special features. For example, it can happen that in variation 1 no bass is played in order to have a longer intro, or in other styles a variation is used as a so-called "bridge" (comparable to the middle section or trio in a song). Such a "bridge" seems to take an inappropriate special position within the 4 variations at the first moment. But if you play a suitable title you are happy to have a suitable accompaniment for this special passage.

In the "Disco Fox"-style "Howard Medley" only the fourth variation is a triplet rhythm. If you now play a Howard Carpendale medley, you can use the fourth variation for "Hello again".

Surely you will notice when listening to the styles how much detail work has gone into the instrumentation of the intros and endings to variations 3 and 4. Your SEMPRA can use separate playing parameters for intros and endings. This is especially interesting for highlighting certain leading elements of the arrangements only in the intro or ending. Often this has been applied in the form of timbre change, dynamic gradation, change of range, reverb content, etc..

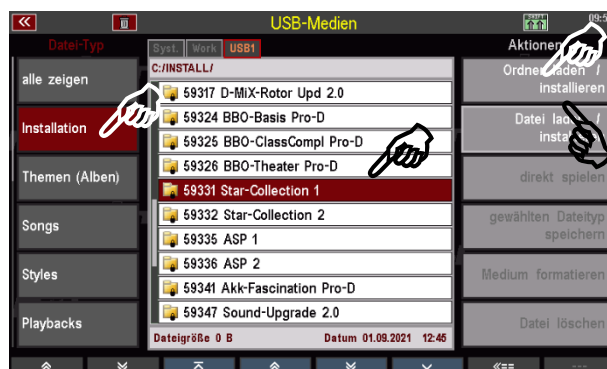
Installation

The styles are installed in the instrument from the USB stick with the factory data that belongs to your SEMPRA.

Attention: If you have received the package as an "arc" file (archive file) by email, please first copy this file on the PC into the top directory of your factory data stick (or another USB stick, which must however be formatted on your SEMPRA). When you insert the stick into the SEMPRA, the system recognizes the archive file and asks you whether the archive should be unpacked. Confirm with ENTER. The installation folder for the "**Star Collection 1**" package is now created on the stick (we recommend that you delete the arc file from the stick again after installation, otherwise you will always be asked whether the file should be unpacked when you insert the stick in the future).

You can now proceed with the actual installation on the SEMPRA:

- Insert the USB stick with the installation data into one of the USB sockets of your SEMPRA.
- Press the **[USB]** button to open the USB menu in the display.
- Tap the **Installation** data type on the left (the field is displayed in red).
- Place the cursor on the "**59331 Star Collection 1**" folder using the data wheel or the up/down cursor keys (but do not open the folder!).



- Tap the "Load/Install folder" field on the right side.
- The display asks whether you really want to install the data. Confirm with [Enter].
- The styles are now loaded. You can then exit the USB menu again (press the [ESC] or [USB] button).

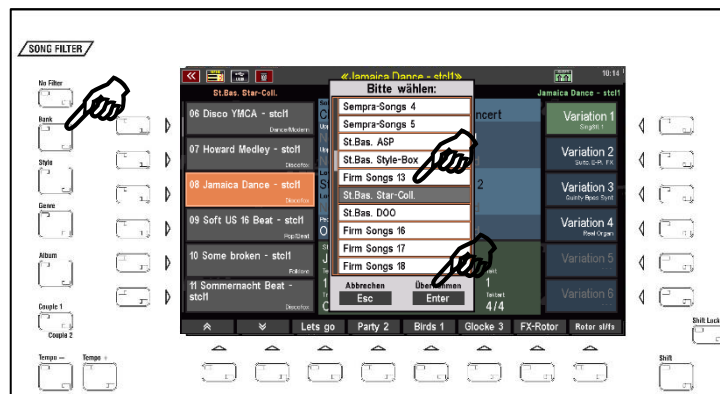


Attention: Please note that factory data, including the Star Collection packages, are always installed on an **account-specific** basis. If you use additional user accounts on your SEMPra and the Star Collection styles are also to be used in these accounts, you may have to perform the installation again for these additional accounts!

How to find the data?

The "Star Collection" SONGS with the example presets can be found in the Firm SONG Bank 14 "St.Bas. Star-Coll.". Call up this bank e.g. via the **SONG filter** button [Bank] (press 2x, if not already selected) and then scroll to the corresponding bank position.

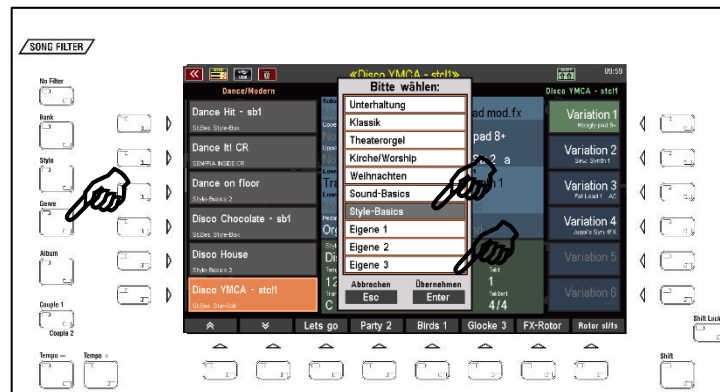
Confirm with [Enter]. The SONG list on the left of the display now shows the **Star Collection** SONGS.



Alternatively, you can call the **STYLE BASICS** genre for the SONG list. All **Star Collection** SONGS are assigned to this genre.

Press the SONG filter button [Genre] (press 2x if necessary, if not already selected) and select the genre "Style Basics" from the list.

Confirm with [Enter].



The SONG list on the left now shows the SONGS of the genre "Style Basics", here among others the Star Collection SONGS.

SONGS of the Star Collection packages can be recognized by the abbreviation **stcl1** or **stcl2** in the SONG name.

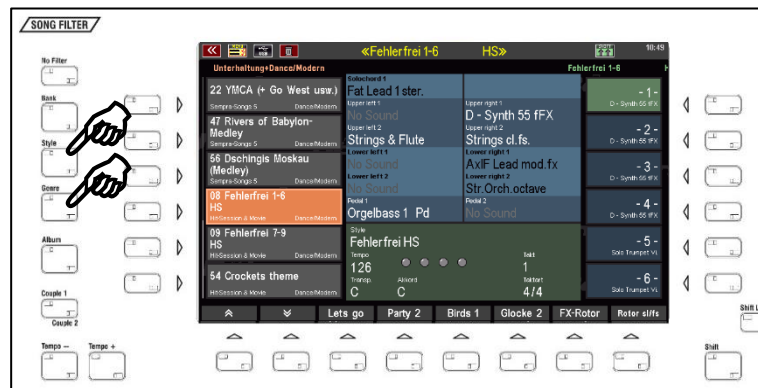
You can find the **Star Collection** SONGs also with activated genre "**Style Basics**" and together activated SONG filter buttons [**STYLE**] + [**GENRE**]:

- First, tap the SONG filter button [**Genre**] twice. The list for selecting the SONG genres appears in the display.

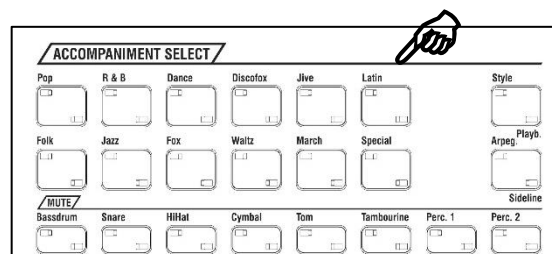


- Select the Style Basics genre here and confirm with [**Enter**].

- Now switch on the two SONG filter buttons [**Style**] and [**Genre**] in combination (the LEDs in both buttons light up).



- The SONGs now appear in the SONG lists of the corresponding accompaniment categories, which you can select via the 12 category buttons in the **ACCOMPANIMENT SELECT** group.



The **Star Collection** styles occupy the firm style bank 14 (Star Collection). They are assigned to the corresponding categories and subgroups in the Style selection.

Styles of the Star Collection 1 and 2 packages can be recognized by the abbreviation "**stcl1**" or "**stcl2**" behind the style name.



Overview Star Collection 1

Styles in Firm Style bank 14 “Star Collection”

SONGS in Firm SONG bank 14 “St.Bas. Star-Coll.”

Bank	Number	Name
114	001	8-Beatrock Party - stcl1
114	002	8-Beat light - stcl1
114	003	Blues - stcl1
114	004	Boney M. Medley - stcl1
114	005	Dance Trouper - stcl1
114	006	Disco YMCA - stcl1
114	007	Howard Medley - stcl1
114	008	Jamaica Dance - stcl1
114	009	Soft US 16 Beat - stcl1
114	010	Some broken - stcl1
114	011	Sommernacht Beat - stcl1
114	012	Sonne in der Nacht - stcl1
114	013	Swinging Twist - stcl1
114	014	Uni. 16 Disco - stcl1
114	015	Waltz half tempo - stcl1
114	016	Wind soft 8-Beat - stcl1
114	017	Rock 8 T.-Easy - stcl1
114	018	Rock you b. - stcl1
114	019	Rocking Beat - stcl1
114	020	Rosegard. C.-Beat - stcl1
114	021	Rote L. Shuffle - stcl1
114	022	Route 66 Swing - stcl1
114	023	Sarahs Softbeat - stcl1
114	024	Fast Pop-Beguine - stcl1
114	025	Sehnsuchts Walzer - stcl1
114	026	Sempre Italy - stcl1
114	027	Sentimental Swing - stcl1
114	028	Sexbomb Disco - stcl1
114	029	Slow 6-8 Motion - stcl1
114	030	Slow Swing - stcl1
114	031	Smooth Oper.-Beat - stcl1
114	032	So whats - stcl1



BÖHM Organs

KEYSWERK Musikelektronik GmbH

Warbersche Str. 32

31675 Bückeburg

Germany

Tel.: +49 5722 905088

Internet www.boehm-organs.com

E-Mail info@boehm-organs.com